

Themes

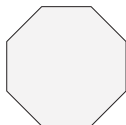
Polar Pals

Children will journey to lands of ice and snow in this frosty theme. They will learn about the Arctic and Antarctica and the animals that call the tundra their home.

Tinker Time

This theme invites children to become scientists as they explore the world through simple experiments and building. They will tinker with gizmos and gadgets, and maybe even invent something of their own!

Color/ Shape



Letters

Mm, Nn,
Oo

Numbers

11-12

Alphabet Words

magnet, mouse, milk, map,
nest, needle, nose, night,
ocean, olive, ox, octopus

Sign Language



Learn with Me!

Counting to 12

Practice counting to 12. Save an egg carton and count together as your child places a small object in each section of the carton.


Exploring Tools

Does your child have a toy tool kit? If you own a real toolkit, compare your tools to your child's kit. Name each tool and discuss its use. Review safety rules of tool use. Allow them to pound golf tees into Styrofoam blocks with a toy hammer. Measure the length of a couch or table. Work together to use a screwdriver to loosen or tighten a screw.

My Project: Winter Wonder Prints

When I bring this project home, we can:


- Notice the colors and how they might relate to winter.
- Talk about how I made the different shapes with paint.
- Display the artwork in a special location of our home.



My Project: Kaleidoscope of Color

When I bring this project home, we can:

- Take turns looking inside the kaleidoscope.
- Name the colors that we see.
- Try using the kaleidoscope in a bright room and then a dark room and notice differences.



FAMILY CONNECTION

Book List

Pup and Bear

by Kate Banks

Over in the Arctic

by Marianne Berkes

Polar Opposites

by Erik Brooks

To Make

by Danielle Davis

I Use Science Tools

by Kelli Hicks

Be a Maker

by Katy Howes

Immi's Gift

by Karin Littlewood

Inventors Who Changed the World

by Heidi Poelman

Songs & Rhymes

Arctic Animals

Snowy owl, snowy owl, fly around.

Snowy owl, snowy owl, land on the ground.

Arctic fox, Arctic fox, dance on your toes.

Arctic fox, Arctic fox, sniff with your nose.

Polar bear, polar bear, show your paws.

Polar bear, polar bear, scratch with your claws.

Harp seal, harp seal, slide on the ice.

Harp seal, harp seal, smile real nice!

Cobbler, Cobbler

Cobbler, cobbler, mend my shoe,

Get it done by half past two.

Stitch it up and stitch it down,

Then I'll walk around the town.

Cobbler, cobbler, mend my shoe,

Get it done by half past two.

Recipe

Carrot Fries

3 medium sized carrots

½ T. olive oil

¼ tsp. salt

Preheat the oven to 375°F. Trim both ends off the carrots. Invite your child to help peel and wash the carrots. Cut into matchstick shapes, about the width of a pencil (adult only).



Place the cut carrots onto a baking sheet and toss with the olive oil and salt. Have your child help spread the carrots evenly onto the tray. Bake for 20 minutes or until the carrots are beginning to brown. Allow to cool slightly, and enjoy as a snack together along with favorite dipping sauces.

Reminders